


Redmine DevOps Plugin

Buyer's Guide for decision makers on improving cross-team collaboration in Redmine



Redmine DevOps Plugin



In a typical company the approach to improve collaboration between development and IT operation fails.

Many companies or executives find it difficult to implement external DevOps tools like GitHub, GitLab, Jenkins, Zabbix etc. smoothly across a project due to a lack of common technology solution.

Wouldn't it be great, if anyone who is affected by the outcome of a project or has an interest in the project's success would have the opportunity to view externally managed, project-relevant information as needed?

With the aim of better coordinating previously separate roles such as development, IT operations, quality engineering, testing and security, and making collaboration more transparent and reliable. To achieve business goals faster.

The AlphaNodes DevOps plugin brings all project participants under one roof. It functions as a central information hub within Redmine and fills that tool gap for Redmine.

Table of content

01 // Basics

Why Redmine DevOps?

Benefits of using Redmine as information hub

How the plugin works

02 // Best Practices

03 // Use cases

Top 5 industries

01

Basics

Improving your team efficiency and closing the loop on your communication within development and operational teams is easier when you're equipped with the right tools.

The **Redmine DevOps Plugin** is such a tool. It acts as interface and helps organizations avoid tool silos, increase transparency and collaborate better by providing external information centrally in Redmine.

This way, you share all project-relevant information from external services within your team. Centrally and in real-time.



01

Basics

Why Redmine DevOps?

For DevOps teams, there are several solutions floating around the technology market. Many tools are cloud-based, easy to use, or quickly deployed. No wonder that a jungle of external tools has emerged in more and more companies. Many functions overlap, but are not necessarily compatible with each other.

Each tool costs time and resources. But instead of the desired, efficient processes, there are hiccups at many ends. Most often, transparency in the team suffers because each external tool creates information gaps and a silo.

→ Redmine DevOps as bridge between operations and development.

Benefits

- Faster deployment and go-live of user services or products.
- Greater responsiveness to business needs.
- New capabilities - without additional costs for external tool accounts.
- Tighter connection between teams in IT and digital.
- Faster identification of problems (more eyes see more).
- Easier overview for project managers if required features have been implemented.
- Centralization of all external inputs within the project increases efficiency throughout the system development lifecycle.
- Collaboration between widely separated teams and individual developers is facilitated. By using the DevOps plugin, everyone can communicate and collaborate more effectively. At the same time, efficiency and creativity are increased.

A good DevOps culture is particularly characterized by team collaboration. This starts with visibility. Different teams must therefore disclose their processes, priorities and responsibilities to each other. Such teams need to plan their work together and align their goals and success criteria.

Did you know?

“It's important as leader to invest in technology that drives business success. At the same time, it's also important to keep your employees in mind. To gain insight into their work. Offer them timely support and ensure that everyone is working in line with the company's goals.”

*Alexander Meindl,
AlphaNodes GmbH*



01

Basics

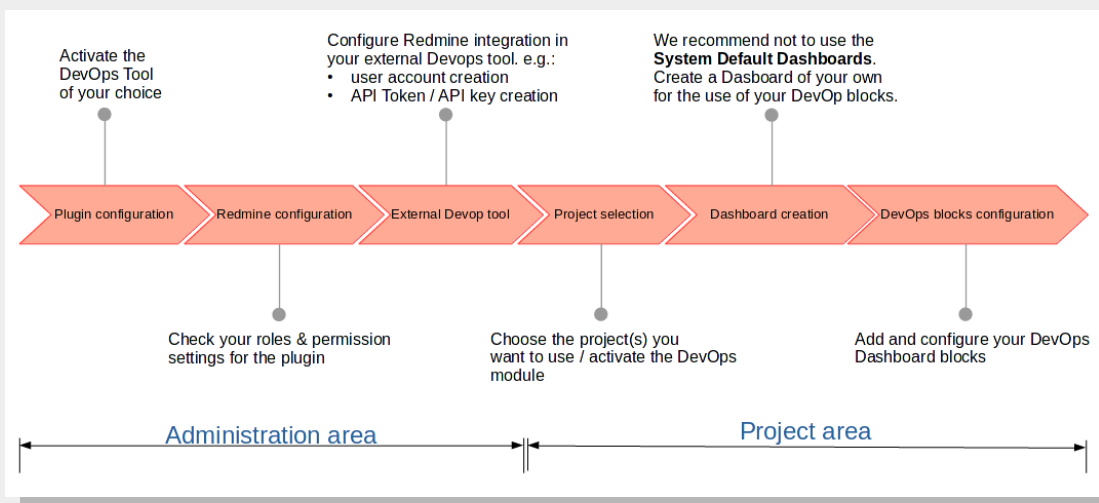
How Redmine DevOps plugin works

The adoption of DevOps solutions and services by small and medium-sized enterprises (KMUs) has become a key part of the business process due to the ease of use and flexibility they offer.

Supported tools

The DevOps plugin for Redmine is easy to use and supports the following popular DevOps / GitOps tools:

- GitLab
- GitHub
- Jenkins
- Zabbix
- Third party Redmine applications



Tool integration in Redmine is relatively simple. To display GitHub, GitLab, Jenkins Zabbix or external Redmine information in your Redmine pm tool you need to:

- *enable the preferred tool in a particular project*
- *and configure an external account accordingly in the dashboard block.*

For configuration you only need your GitHub Secret Key, GitLab Private Token, Jenkins API Token, or Zabbix access information

01

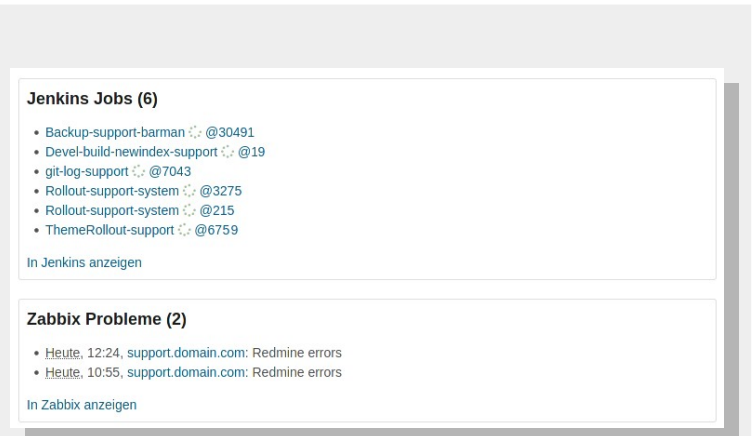
Basics

How it works

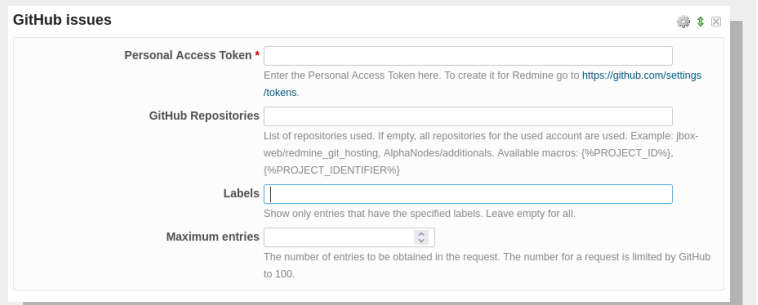
Connect your external Git Repositories or other supported development Tools with Redmine. When your GitHub, GitLab, Zabbix or Jenkins account is linked to the Redmine Software, your team gets to see commit messages and other relevant information directly in Redmine. Without switching the application.

Drag & Drop dashboard support

You can integrate the external information as dashboard blocks on the **project overview** page. And the context of Redmine Software issues you are working on. This helps users quickly and easily get a glimpse of external stored information without the need of leaving Redmine.



Dashboard Block example how information is displayed to your project team.



Dashbaord blocks you want to add need to be configured accordingly. Afterwards the Information will be displayed.

Redmine is your information hub

Since Redmine acts primarily as an information hub, the displayed information is simply linked to the content on your external DevOps tool, where all further action takes place.

02

Best practices

1

What external tools are you using?

Brainstorm what external tools you are working with for version control and source code management. Which of them could be integrated into Redmine?

2

Personal or public data?

Integrating one of the supported tools is easy. What you should consider, however is: what data you want to integrate into Redmine? Is it your personal developer account? Or do you have an account, that information should be available for the rest of your team? Maybe it is both?

3

How many dashboards are useful?

The DevOps plugin comes with dashboard support. You can add the third party information as so called „*Dashboard blocks*“ to your project overview page. What you should consider is for whom this information will be available? For you personally, you should create a personal dashboard. For the whole team, you should add the information to the public dashboard. For a special user role, you can also create a dashboard for that role.

4

What information is useful?

Depending on the tool you integrate, you can add various dashboard blocks. But access permission must also be configured in the administration area for each role, first.

03

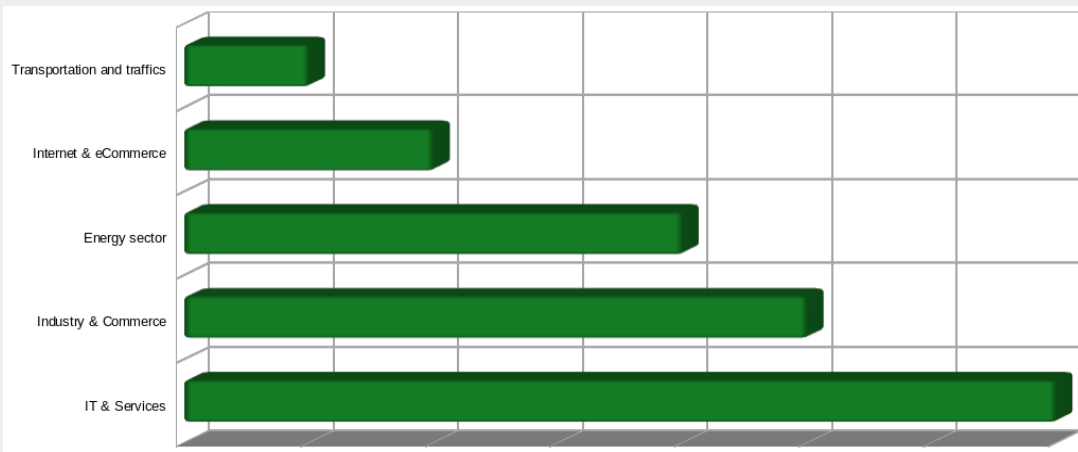
Use cases

Top 5 industries

The lack of information exchange within cross-functional project teams has a negative impact on work morale and transparency. If so-called DevOps silos exist, the development team may not report a software bug to production. Or quality management may not know when they can start their work. Many companies using Redmine have already recognized this problem.

Our top 5 industries using the Redmine DevOps plugin are:

- IT & Services
- Industry & Commerce
- Energy sector
- Internet & eCommerce
- Transportation & traffics



An improved collaboration and productivity of cross-functional teams in development and operation of products and services is essential for achieving the business goals of any company.

03

Use cases

Who is it suitable for?

- The DevOps plugin is suitable for companies with cross-functional IT and business teams.
- They must use Redmine as project management tool and at the same time use at least one of the supported DevOps tools.
- Redmine functions as information hub that way. Which means: the whole team will monitor relevant information of the external DevOps application within Redmine without having to leave it.

Value Drivers:

- Increase operational efficiency within your team due to the ability to work in parallel and collaborate.
- Deliver products faster and speed the process.
- Reduce security and compliance risk, because non-authorized team members don't need access to the external tool.

Conclusion

Redmine DevOps Plugin

Improve collaboration between development and IT operation directly in your project management tool Redmine.

Stop the silo mentality and change the way you work.

Get started with Redmine DevOps, now.

What makes this plugin different from other tools?

The product line of AlphaNodes GmbH consists of high-quality developed, innovative tools for sustainable optimization of projects and facilitation in everyday project work.

The multilingual plugins are regularly maintained, build on the current Redmine version and are affordable for companies as well as educational institutions of all sizes due to the fair licensing policy.

Support & Training:

- 12 month
- E-Mail support (DE / EN)
- Documentation (DE / EN)
- Online-Training and Ressources

